

This schedule is recommended as a general guideline for product usage. Take local biotic and abiotic conditions into account when using this schedule.










ROOTING PHASE

GROWTH PHASE

EARLY BLOOM PHASE

BLOOM PHASE

RIPENING PHASE

	<b>COCO MAX</b>	A: 1 - 2 ml/L B: 1 - 2 ml/L	A: 3 - 4 ml/L B: 3 - 4 ml/L	A: 3 - 4 ml/L B: 3 - 4 ml/L	A: 3 - 4 ml/L B: 3 - 4 ml/L	A: 3 - 4 ml/L B: 3 - 4 ml/L
	<b>ROOTBASTIC</b>	0,1 - 0,3 ml/L	---	---	---	---
	<b>ATAZYME</b>	---	1 - 3 ml/L	1 - 3 ml/L	1 - 3 ml/L	1 - 3 ml/L
	<b>XL</b>	---	1 - 1,5 ml/L	1 - 1,5 ml/L	1 - 1,5 ml/L	1 - 1,5 ml/L
	<b>PK13/14</b>	---	---	1 - 2 ml/L	1 - 2 ml/L	1 - 2 ml/L
	<b>CALMAG</b>	0,1 - 1 ml/L	0,1 - 1 ml/L	0,1 - 1 ml/L	0,1 - 1 ml/L	0,1 - 1 ml/L
	<b>B'CUZZ SILIC BOOST</b>	0,1 ml/L	0,1 ml/L	0,1 ml/L	0,1 ml/L	0,1 ml/L